

Measuring the reach of your publications using SciVal

Contents

Part 1: Introduction	2
What is SciVal	2
Research metrics available in SciVal	2
Alternatives to SciVal	3
Part 2: Finding bibliometric data about your publications	5
Accessing SciVal	5
Finding your author profile	5
Finding key author metrics	6
Benchmarking yourself against other researchers	7
Further help	9



Parts of this guide are based on resources from MyRi: <http://www.ndlr.ie/myri/>



Part 1: Introduction

Bibliometric analysis is becoming an increasingly important way to measure and assess research impact of individuals, groups of individuals or institutions. SciVal is one of the tools you can use to gather bibliometric data.

This guide aims to show you how to find key bibliometric data about your publications, using SciVal. If you are looking for bibliometric data about another author the same instructions apply.

If you would like to know more about what bibliometrics is, why you may want to use bibliometrics, what the main metrics are, what tools are available to gather bibliometric data and what the limitations of bibliometrics are, please refer to the Bibliometric webpages:

<https://library.leeds.ac.uk/researcher-bibliometrics-about>

What is SciVal

SciVal is a subscription based research performance assessment tool which uses data from Scopus. SciVal provides more advanced bibliometric measures than those available in Scopus and Web of Science. SciVal also allows you to benchmark individual researchers, groups of researchers and institutions based on a variety of different metrics.

When using SciVal you will only be able to gather or produce bibliometric data based on the content contained in Scopus. Therefore you should never just rely on using SciVal when gathering bibliometric data. See the 'Alternatives to SciVal' section below for more information on other tools you can use to gather bibliometric data.

Research metrics available in SciVal

The following key metrics are available in SciVal (entities can refer to an individual researcher, a group of researchers or an institution):

Scholarly output: Scholarly Output in SciVal indicates the productivity of an entity: how many publications does this entity have indexed in Scopus?

Citation count: Citation Count in SciVal indicates the total citation impact of an entity: how many citations have this entity's publications received?

Citations per publication: Citations per Publication in SciVal indicates the average citation impact of each of an entity's publications: how many citations have this entity's publications received on average?

Cited publications: Cited Publications in SciVal indicates the citability of a set of publications: how many of this entity's publications have received at least 1 citation?

Field-weighted citation impact: Field-Weighted Citation Impact in SciVal indicates how the number of citations received by an entity's publications compares with the average number of

citations received by all other similar publications in the data universe: how do the citations received by this entity's publications compare with the world average?

Outputs in the top percentiles: Outputs in Top Percentiles in SciVal indicates the extent to which an entity's publications are present in the most-cited percentiles of a data universe: how many publications are in the top 1%, 5%, 10% or 25% of the most-cited publications?

H-index: H-index in SciVal indicates a balance between the productivity (Scholarly Output) and citation impact (Citation Count) of an entity's publications.

Journal count: Journal Count in SciVal indicates the diversity of an entity's publication portfolio: in how many of the distinct journals indexed in Scopus have this entity's publications appeared?

Journal category count: Journal Category Count in SciVal indicates the diversity of an entity's disciplinary portfolio: in how many distinct journals categories have this entity's publications appeared?

Number of citing countries: Number of Citing Countries in SciVal indicates the geographical visibility of an entity's publications: from how many distinct countries have this entity's publications received citations?

Collaboration: Collaboration in SciVal indicates the extent to which an entity's publications have international, national, or institutional co-authorship, and single authorship.

Collaboration impact: Collaboration Impact in SciVal indicates the citation impact of an entity's publications with particular types of geographical collaboration: how many citations do this entity's internationally, nationally, or institutionally co-authored publications receive, as well as those with a single author?

Academic-corporate collaboration: Academic-Corporate Collaboration Impact in SciVal indicates the citation impact of an entity's publications with or without both academic and corporate affiliations: how many citations do this entity's publications receive when they list both academic and corporate affiliations, versus when they do not?

Publications in the top journal percentiles: Publications in Top Journal Percentiles in SciVal indicates the extent to which an entity's publications are present in the most-cited journals in the data universe: how many publications are in the top 1%, 5%, 10% or 25% of the most-cited journals indexed by Scopus?

For detailed information about each of these metrics please see the SciVal guidebook:

<http://www.elsevier.com/online-tools/research-intelligence/resource-library/resources/scival-metrics-guidebook>

Alternatives to SciVal

You should never just rely on one single tool when you are gathering bibliometric data. Results can vary depending on the tools used because the content covered by each tool varies, as does the depth of coverage and discipline coverage. You may want to consider using some of the following tools when you are gathering bibliometric data to measure the reach of your publications:

- **Scopus:** Scopus is a subscription based citation database of peer reviewed literature from more than 21,000 journals, 40,000 books, 6.5 million conference papers and 24 million patents. The coverage of social sciences is broader than Web of Science. At present, citation data is only available from 1996 onwards. Scopus is an Elsevier product.
- **Web of Science:** Web of Science is a subscription based citation database of more than 12,000 journals and over 160,000 conference proceedings. Coverage includes science, social science and arts and humanities dating back to 1900. Web of Science is a Thompson Reuters product.
- **Discipline specific databases:** There are also other discipline specific databases such as Medline, Business Source Premier etc which provide citation data but they do not provide as many different metrics as Web of Science, Scopus and SciVal.

Part 2: Finding bibliometric data about your publications

This section will show you how to find key bibliometric data about your publications, using SciVal.

Accessing SciVal

- Go to the Library homepage at <http://library.leeds.ac.uk/>.
- Type SciVal into the Library Catalogue search box and click on search.
- From the results page, click on SciVal
- Click 'SciVal – SciVal' in the 'Available online' table
- Depending on where you are (e.g. off campus), you may be required to log in with your ISS username and password.
- On the SciVal log in page, log in with your Elsevier username and password (if you have not registered for one of these, click 'Register Now' to register for a free account)

Finding your author profile

- Click on the 'Overview' tab
- Select 'Researchers and Groups' from the left hand menu.
- Click on '+ Add Researchers and Groups'
- Click on '+ Define a new Researcher'
- Enter your last name, initial and institution in the search boxes and click on Search:

STEP 1: Search STEP 2: Select STEP 3: Save

Author

Last name: Barlow
E.g., Smith

Initials or First name: R
E.g., J.L.

Institution

Manchester
E.g., Ohio State University

Add additional fields ▼

Search

- From the list of results, tick the checkbox next to your name:

<input type="checkbox"/>	Authors	Documents	Subject area	Affiliation	Country
1	<input checked="" type="checkbox"/> Barlow, Roger BARLOW,	1228	Mathematics, Engineering, Biochemistry, Genetics and Molecular Biology, Materials Science, Computer Science, Physics and Astronomy, Social Sciences, Energy	University of Manchester	United Kingdom

Show recent documents

Note:

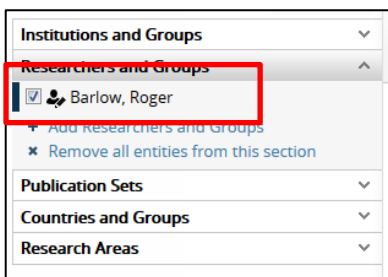
- You may have more than one author profile in SciVal due to name formatting differences or past institutional links (this data is from Scopus)
- If you find there is more than one author profile associated with you then you can select all your author profiles by ticking the checkbox to the left of your author profile(s)
- If you do have more than one author profile you may want to log in to Scopus and request that they merge your profiles, see the 'Measuring my research impact with Scopus' workbook for instructions on how to do this.

- If you would like to validate the publications associated with your account select 'Validate publications (optional)'
- You can uncheck the publications that should not be associated with you. Once you have finished validating your publications click 'next step'
- Click 'Save and finish'
- You will now be presented with the Author overview page (summary section) which provides you with a summary of bibliometric data back to 2012
- For bibliometric data back to 1996 you need to click on the 'Benchmarking' tab (see following section)

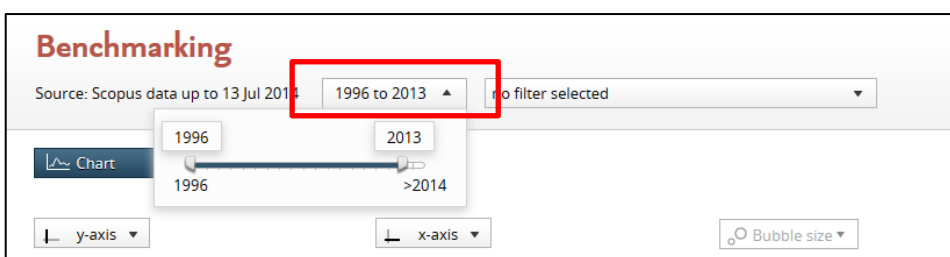
Finding key author metrics

In the Benchmarking module you can view all the author metrics listed in Part 1 of this guide such as number of publications, your citation counts, your h-index, outputs in top percentiles etc.

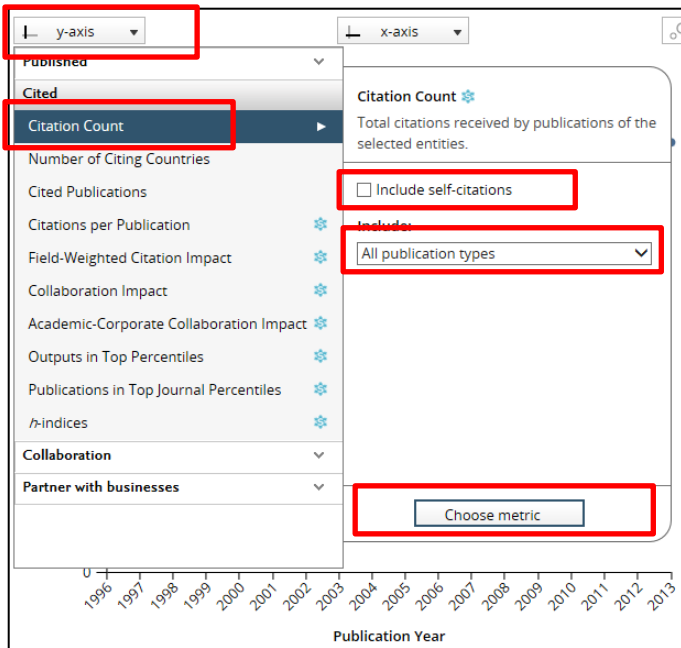
- Click on the 'Benchmarking' tab at the top of the page
- Ensure your research profile is selected by ticking the checkbox next to your name in the left hand menu:



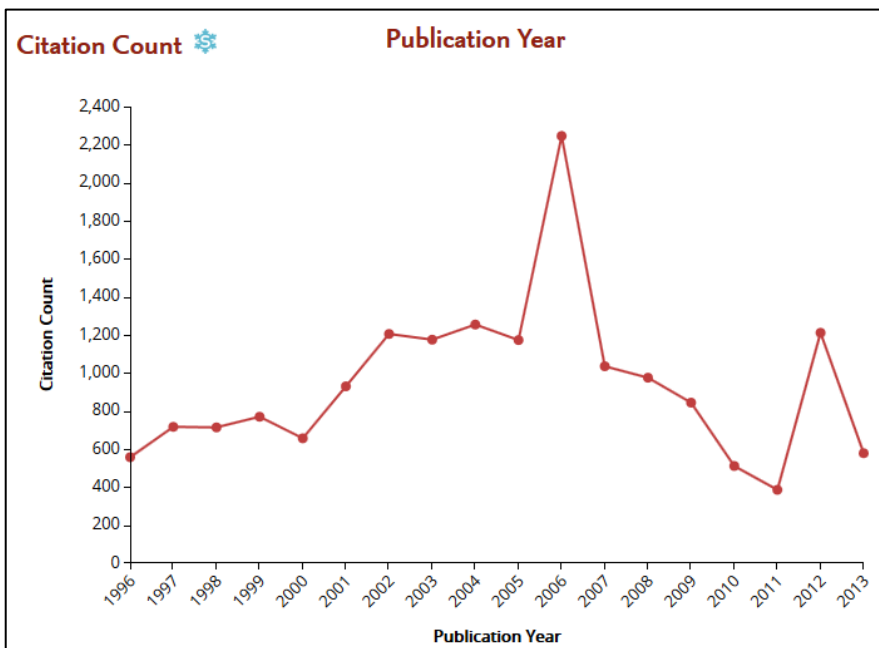
- To ensure you are seeing citation data back to 1996, click on the date drop down box and select 1996 to 2013:



- You can now select a variety of metrics to display on the graph in the main area of the page.
- You can easily see metrics such as Scholarly output, Citation counts, H-index, Field weighted citation impact, Outputs in top percentiles etc by clicking on the y-axis button and selecting the appropriate metric:



- You will then be presented with a graph for the metric you have selected:

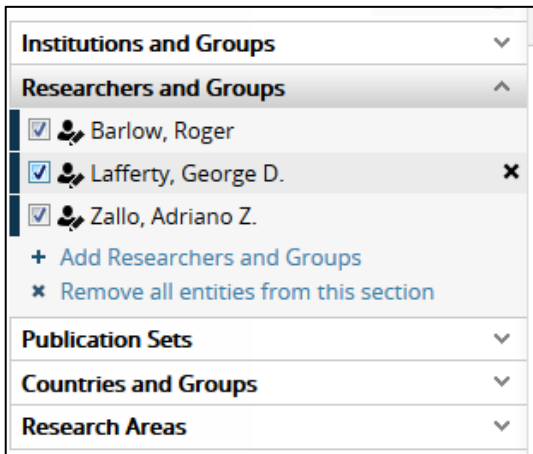


Benchmarking yourself against other researchers

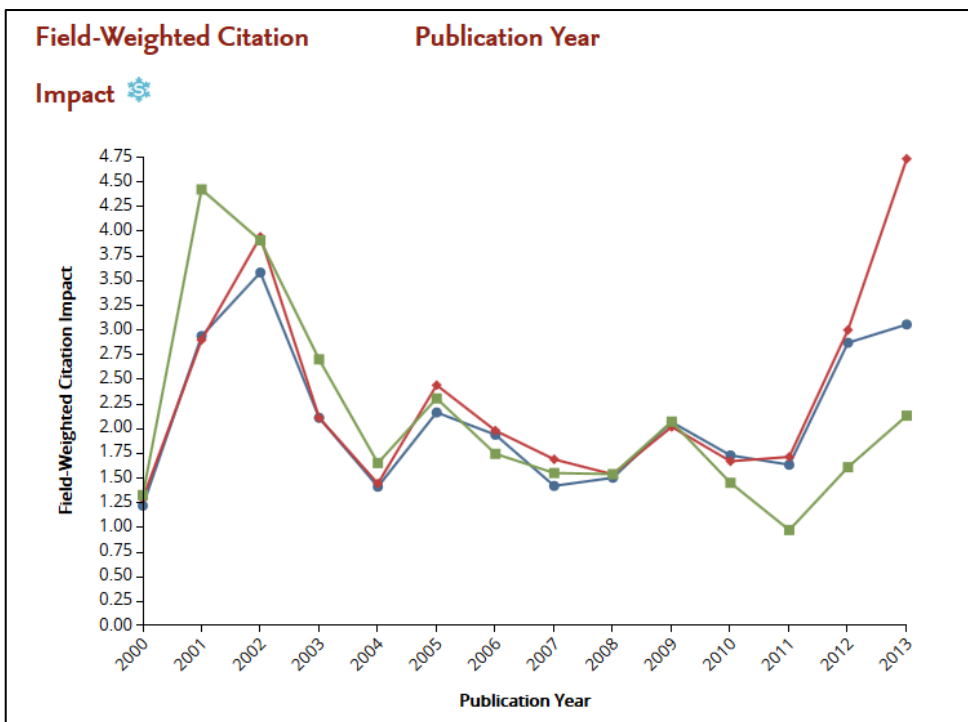
You can benchmark yourself against other researchers in your field by using the 'Benchmarking' module. There are a few key points to remember when benchmarking researchers against each other:

- Citations patterns can differ greatly between disciplines; therefore it is important to compare researchers, or groups of researchers against those from the same or similar discipline.

- Experienced researchers will have an advantage over early career researchers when using certain metrics as they will have produced more outputs. Therefore it is important to compare researchers who are at the same stage of their career.
- Before you can benchmark yourself against another researcher you need to find the author profile of the researcher(s) you would like to benchmark yourself against. Follow the instructions in the 'Finding your author profile' section above to do this.
- Once you have identified the author profiles for the researchers you would like to benchmark yourself against, select the researchers in the 'Researchers and Groups' left hand menu:



- You can now select a variety of metrics to display on the graph in the main area of the page:



- On the graph you will see metrics for all of the researchers you have selected.

Further help

- For further detailed help on using SciVal please view the SciVal guidebook:
<http://www.elsevier.com/online-tools/research-intelligence/resource-library/resources/scival-metrics-guidebook>
- For further information on bibliometrics please see our bibliometric support pages:
<https://library.leeds.ac.uk/researcher-bibliometrics-about>
- If you cannot find the answer through the resources above, you can contact the Scholarly Communications and Researcher Skills (SCoReS) Team on research@library.leeds.ac.uk

Last updated: January 2016